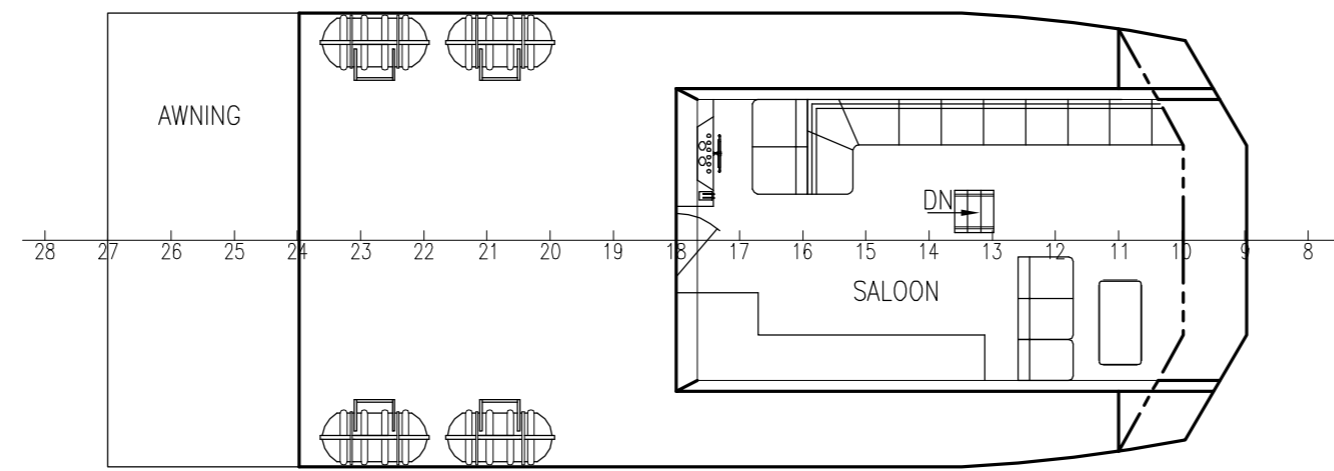
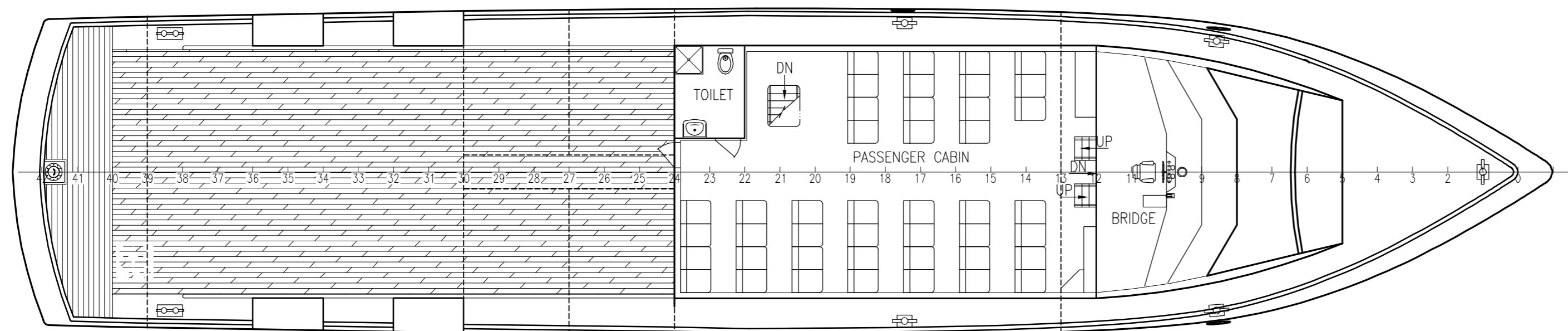


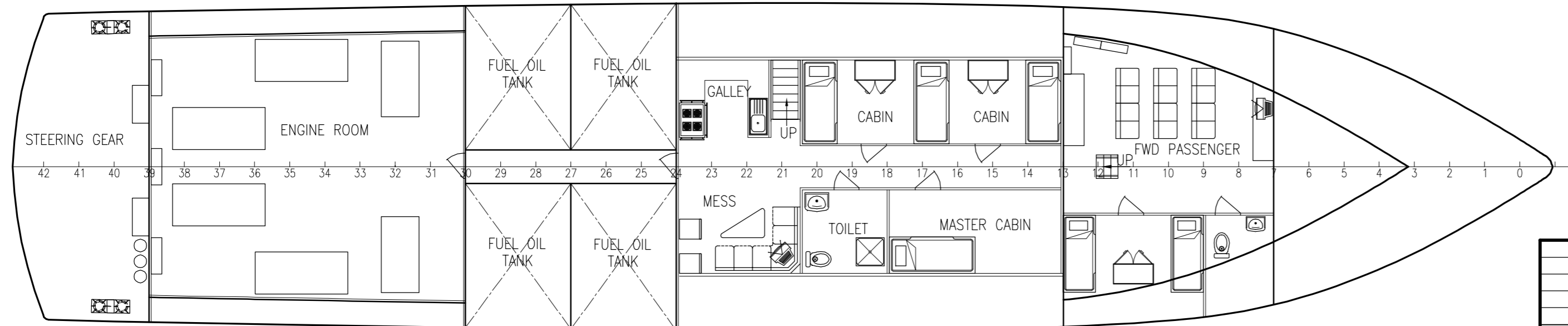
PROFILE



WHEELHOUSE DECK



MAIN DECK



BELOW MAIN DECK

PRINCIPAL PARTICULARS
 LENGTH O.A. 36.60M
 LENGTH B.P. 32.00M
 BREADTH MLD. 7.78M
 DEPTH MLD. 3.61M
 DESIGN DRAFT 1.89M

Project : EXPRESS 52			
Title: GENERAL ARRANGEMENT			
REV.	DESCRIPTION	DATE	BY
Designer : SEAKRAFT Design Services Block 15, Lorong 8 Toa Payoh #06-02 Braddell Tech. Singapore 319262 Tel : +65 6254 2938 Fax : +65 6254 9829		Date: 1/12/06	Drawn: JOHN Checked: KELVIN
Dwg. No.: PP7906 - D01 (SHT 1 OF 1.)		Scale: 1:100 (A2)	Rev. 0