



## EXPRESS 86

Fast Utility Craft/ Crewboat

### PRINCIPAL PARTICULARS

Year Built	2014
Place Built	Indonesia, Batam
Design	Penguin Shipyard Int'l
Flag	Panama
Length Overall	38.00 m
Length BP	34.71 m
Breadth Moulded	7.60 m
Depth Moulded	3.65 m
Draft (max)	1.89 m
Freeboard (SLL)	1.41 m
Class	BV
Notation	I, HULL, MACH, Crewboat, Unrestricted Nav, Max. Significant Wave Height < 3.00 m
GRT/ NRT	256.00 T / 76.00 T
Deadweight	122.54 T

### DECK PARTICULARS

Clear Deck Area	66.00 m <sup>2</sup>
Deck Carrying Load	55.00 T
Deck Strength	2.00 T/m <sup>2</sup>

### PERFORMANCE

Maximum Speed	21.4 Knots @ 20 DWT
Economic Speed	16.5 Knots @ 20 DWT

### PROPULSION SYSTEM

Main Engines	3 x Cummins KTA38-M2, 1350 BHP @ 1900 RPM, Total 4050 BHP
Auxiliary Engines	3 x Cummins 6BT5.9-DM1, 80 Kw @ 415/220/3phase/50Hz
Portable Generator	Denko KDE 3300E, 3.6 kW
Bow Thruster	75 kW Electro hydraulic, Fluidmecanica, GT250, 0.9 T Thrust
Propellers	3 x Fixed Pitch Propellers, 5-Blade Mencast
Steering Gear System	2 x Duplex Electro Hydraulic Pump System
Rudder	2 x Flat Side

### TANK CAPACITIES

Fuel Oil	65.00 m <sup>3</sup>
Fresh Water	30.00 m <sup>3</sup>

### CARGO DISCHARGE CAPACITIES

Fuel Oil Pump	23.00 m <sup>3</sup> /hr
Fresh Water Pump	Nil
Bilge	30.00 m <sup>3</sup> /hr

### DECK EQUIPMENT

Anchor Windlass c/w Bow	Hypac Electro Hydraulic winch c/w Wire Rope, Chain & Single Anchor
Crane	Nil



### ACCOMMODATION

Passenger Seats	16
Crew	1 x 1, 3 x 2, 1 x 3 = 10

### EXTERNAL FIRE-FIGHTING EQUIPMENT

Fi-Fi Notation	Equivalent to 1/4 FiFi c/w Water Spray System
Fi-Fi Monitors	600 m <sup>3</sup> /hr, 100 m Throw Length
Fi-Fi Pump	600 m <sup>3</sup> / hr Head SFP 250x350xP
Oil Dispersant System	Inductor

### INTERNAL FIRE-FIGHTING & ANTI-POLLUTION EQUIPMENT

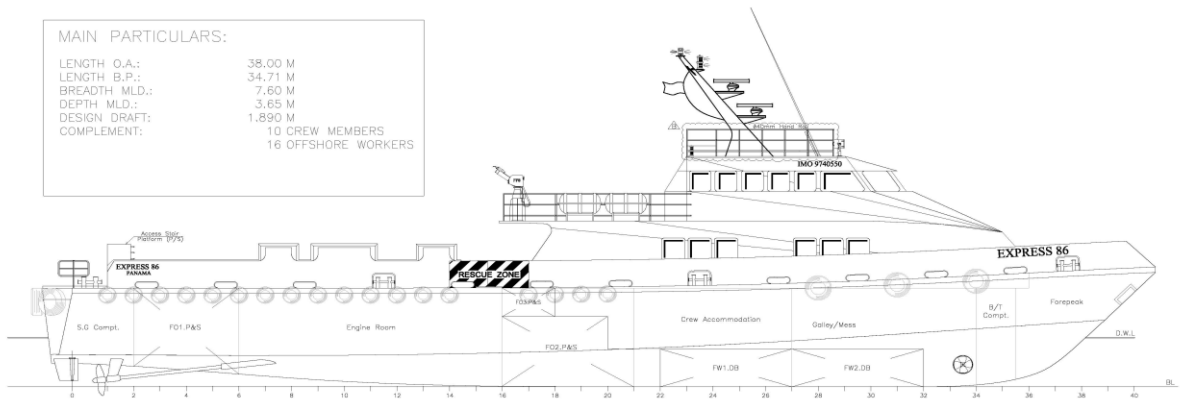
Emergency Fire Pump	Matsuka / Myanmar, 3.2kW, 3600 RPM
CO2 Fi-Fi System	Fixed CO2 System for Engine Room
Fire Detection & Alarm	Optical, Multi-Sensor Smoke & Heat Detector Alarm

### LIFE-SAVING EQUIPMENT

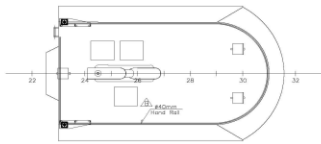
Life Rafts	4 x 25 men, SOLAS Compliant
Rescue Boat c/w Davit	Nil

**MAIN PARTICULARS:**

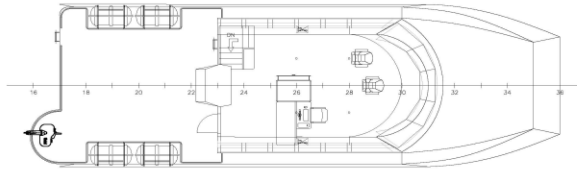
LENGTH O.A.: 38.00 M  
 LENGTH B.P.: 34.71 M  
 BREADTH MLD.: 7.60 M  
 DEPTH MLD.: 3.65 M  
 DESIGN DRAFT: 1.890 M  
 COMPLEMENT: 10 CREW MEMBERS  
 16 OFFSHORE WORKERS



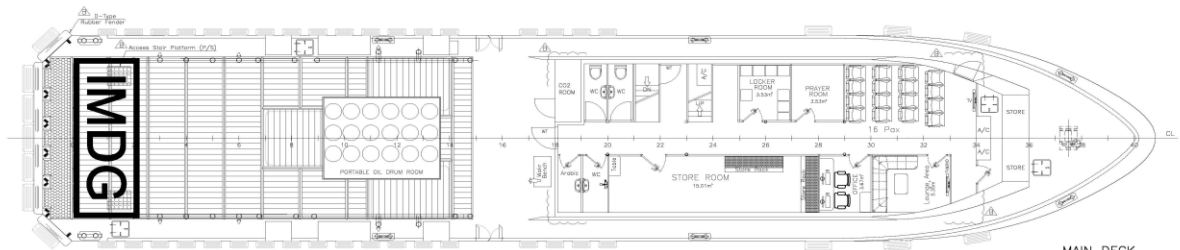
PROFILE



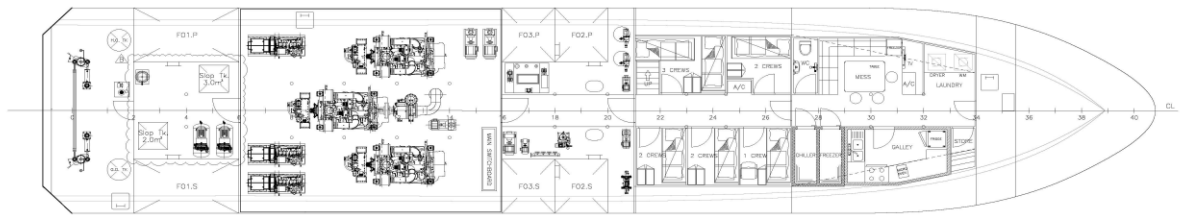
WHEELHOUSE TOP



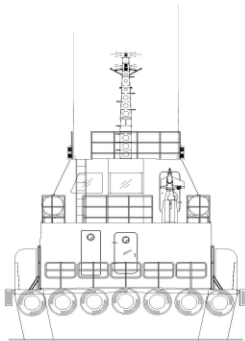
WHEELHOUSE PLAN



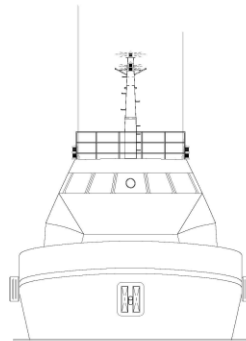
MAIN DECK



BELOW MAIN DECK



STERN VIEW



FRONT VIEW

Main Deck seating modification	B	IJR/DCF	KOK	22-APRIL-15
DESCRIPTION	REV	DRN BY	CHK BY	DATE
CLIENT:				
<b>MICLYN EXPRESS OFFSHORE</b>				
TITLE : <b>GENERAL ARRANGEMENT PLAN</b>				
SHIP NAME : <b>EXPRESS 86</b>				
CONTRACT NO:		DRAWING NO: <b>MEC-EX86-GAP-001</b>		
DRAWN: <b>IJR</b>	REV/NO: <b>B</b>	SCALE: <b>1:105</b>		
CHECKED: <b>DCF / KOK</b>	SHEET NO: <b>1 OF 1</b>	SIZE: <b>A2</b>		
APPROVED: <b>EBEN TAN</b>		DATE: <b>17-APRIL-2015</b>		



Main Office (Singapore):  
 No. 3 Harbour Road, #11-41/04 Harbour Road Tower 2  
 Singapore 049524  
 Tel: (65) 6546211 Fax: (65) 6275612

[www.miclynexpressoffshore.com](http://www.miclynexpressoffshore.com)

This document contains Confidential, Proprietary information and shall not be Copied, Reproduced, Used, Transferred to other Documents or Disclosed to others for any purpose unless Authorized by MEO.