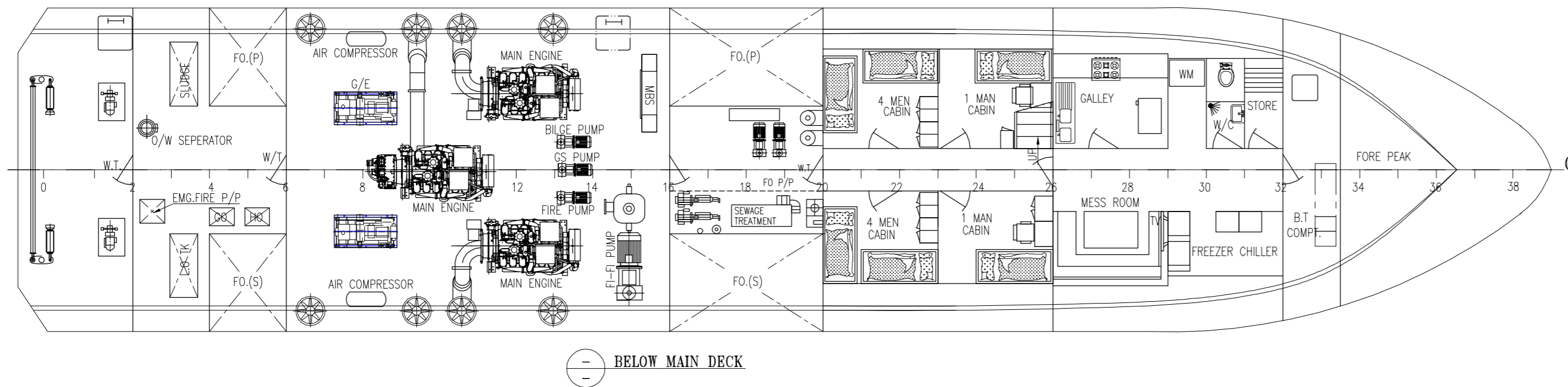
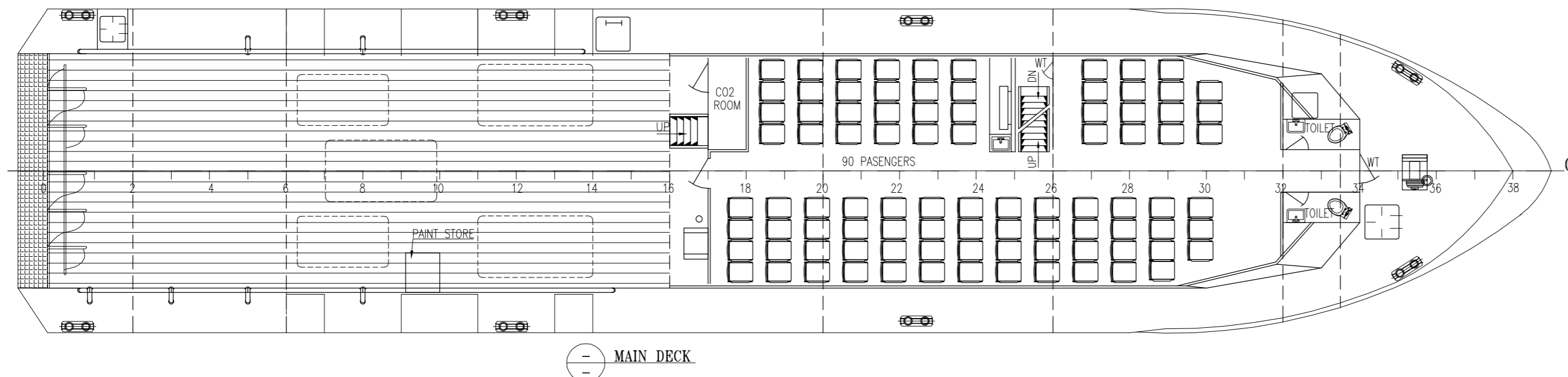
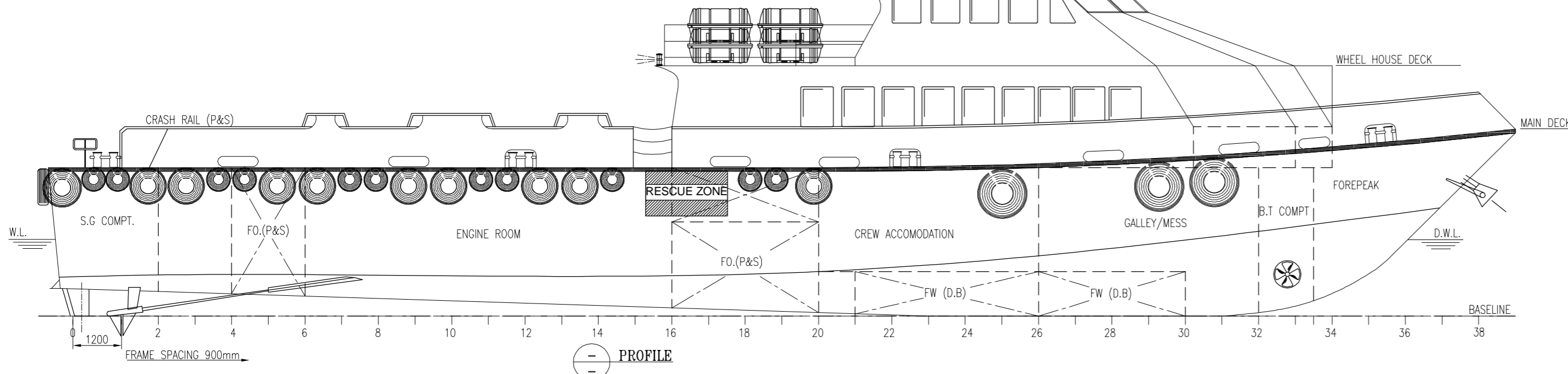
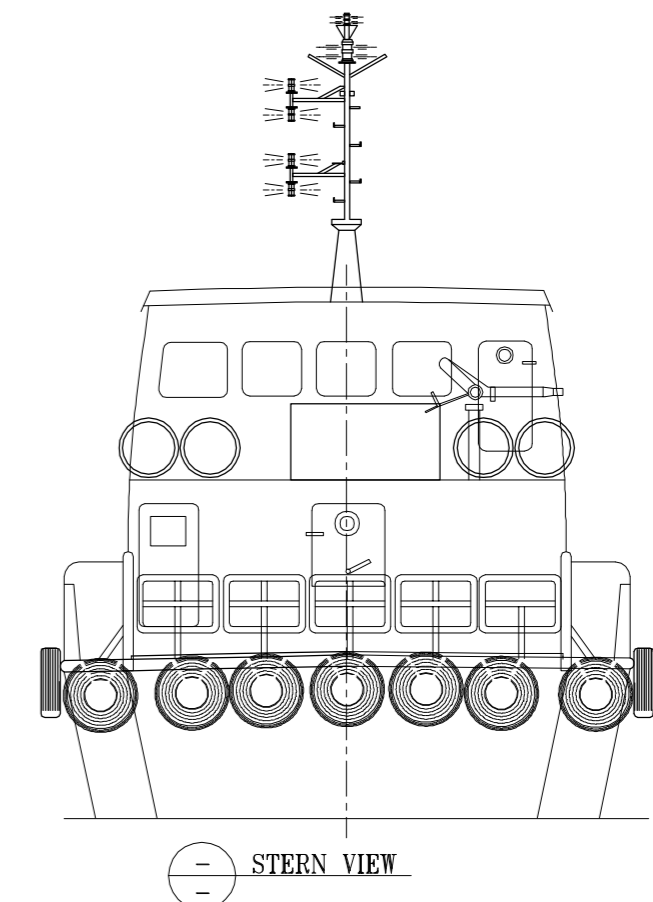
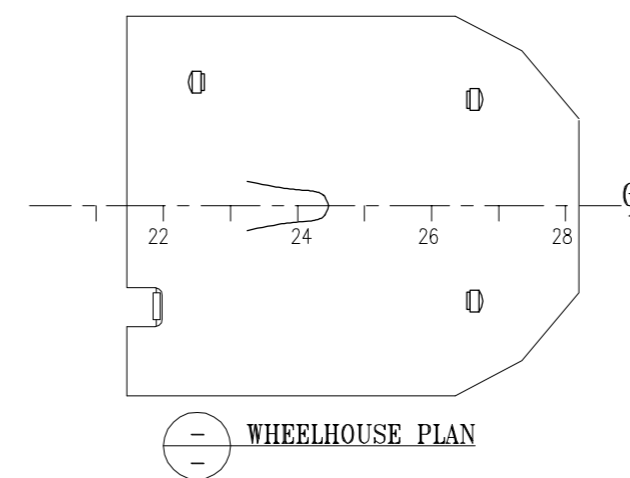
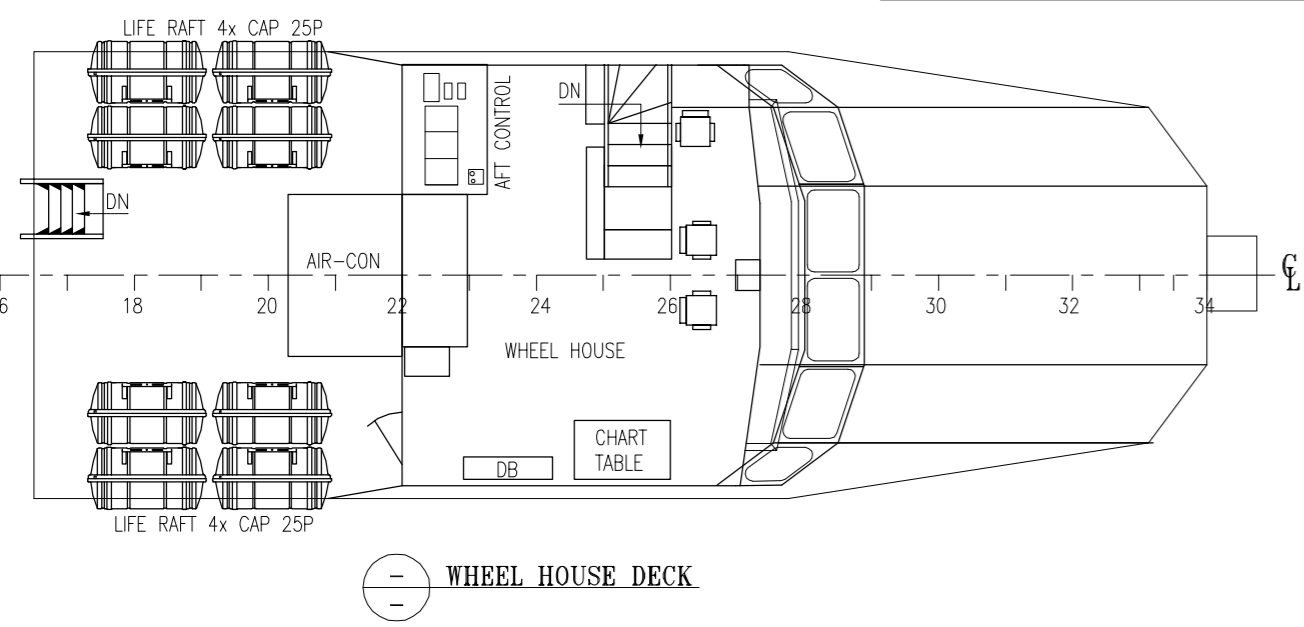


GENERAL ARRANGEMENT PLAN - EXPRESS 59



REFERENCE DWG.
01.PBIL-H145-G-01_GENERAL ARRANGEMENT PLAN

PRINCIPAL PARTICULARS

LENGTH (O.A.)	: 36.00 m
LENGTH (B.P.)	: 33.20 m
BREADTH (MLD.)	: 07.60 m
DEPTH (MLD.)	: 03.65 m
DRAUGHT	: 01.88 m
COMPLEMENT	: 90 PASSENGERS
	: 10 CREW

EXPRESS 59

28391	B	18.07.17	REVISED AS PER CLIENT COMMENTS	VKN	DD
28179	A	13.07.17	INITIAL ISSUE	-	DD
UID	REV	DATE	DESCRIPTION	REVISED BY	APPROVED

REVISIONS

ARIES MARINE & ENGG. SERVICES
 P.O. BOX - 24496, TOWER 400
 20th FLOOR, MINA ROAD, SHARJAH, U.A.E
 Tel: +971(0)6 550 3300, Fax: +971(0)6 550 3100
 Website: www.ariesmar.com, Email: design@ariesgroup.ae

This drawing, design concept, and specifications are the property of ARIES MARINE & ENGG. SERVICES and are furnished on a confidential basis with an expressed understanding that they will not be copied in any manner, used for manufacture, sold, transferred, nor used to the detriment of said firm without written permission. The recipient further agrees not to disclose these contents hereof to any other parties except for those specific purposes for which this drawing was issued.

TITLE: **GENERAL ARRANGEMENT PLAN**

VESSEL NAME : EXPRESS 59	DATE : 18.07.17	DWG. No : DN10529/2001
DRAWN BY : VKN	JOB No : DN10529	SHEET : 01 OF 01
CHECKED BY : ATA	SCALE : 1:100	REV : B SIZE A2