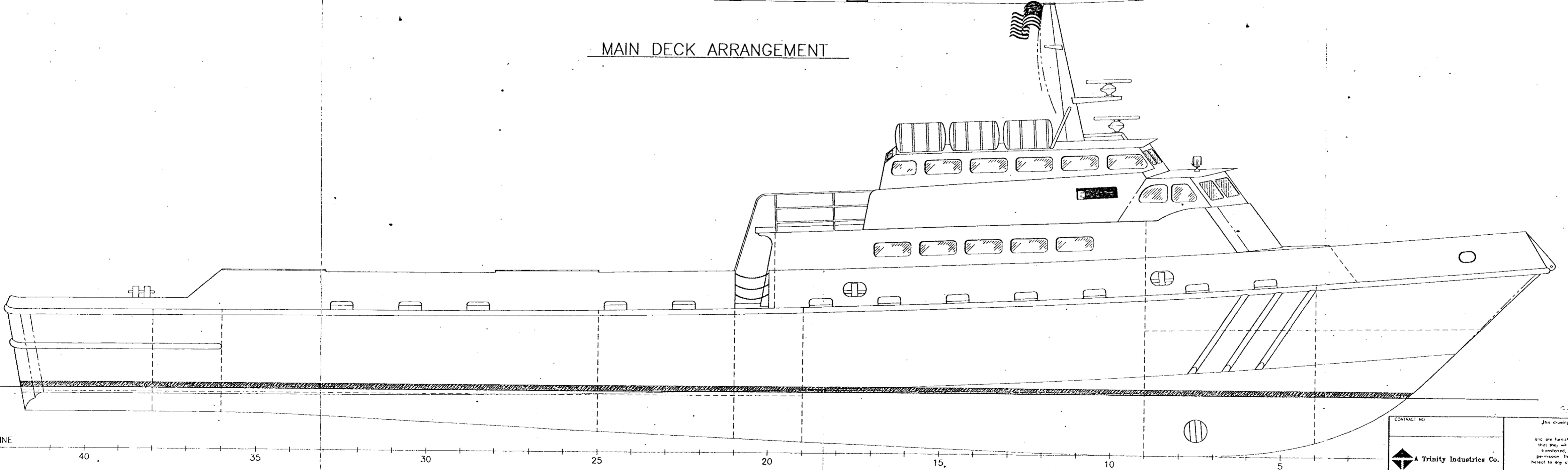
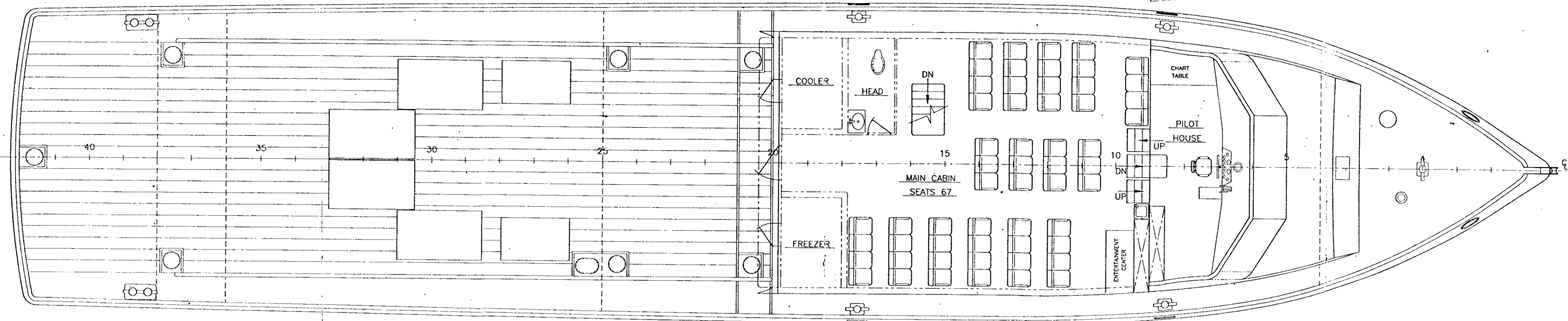
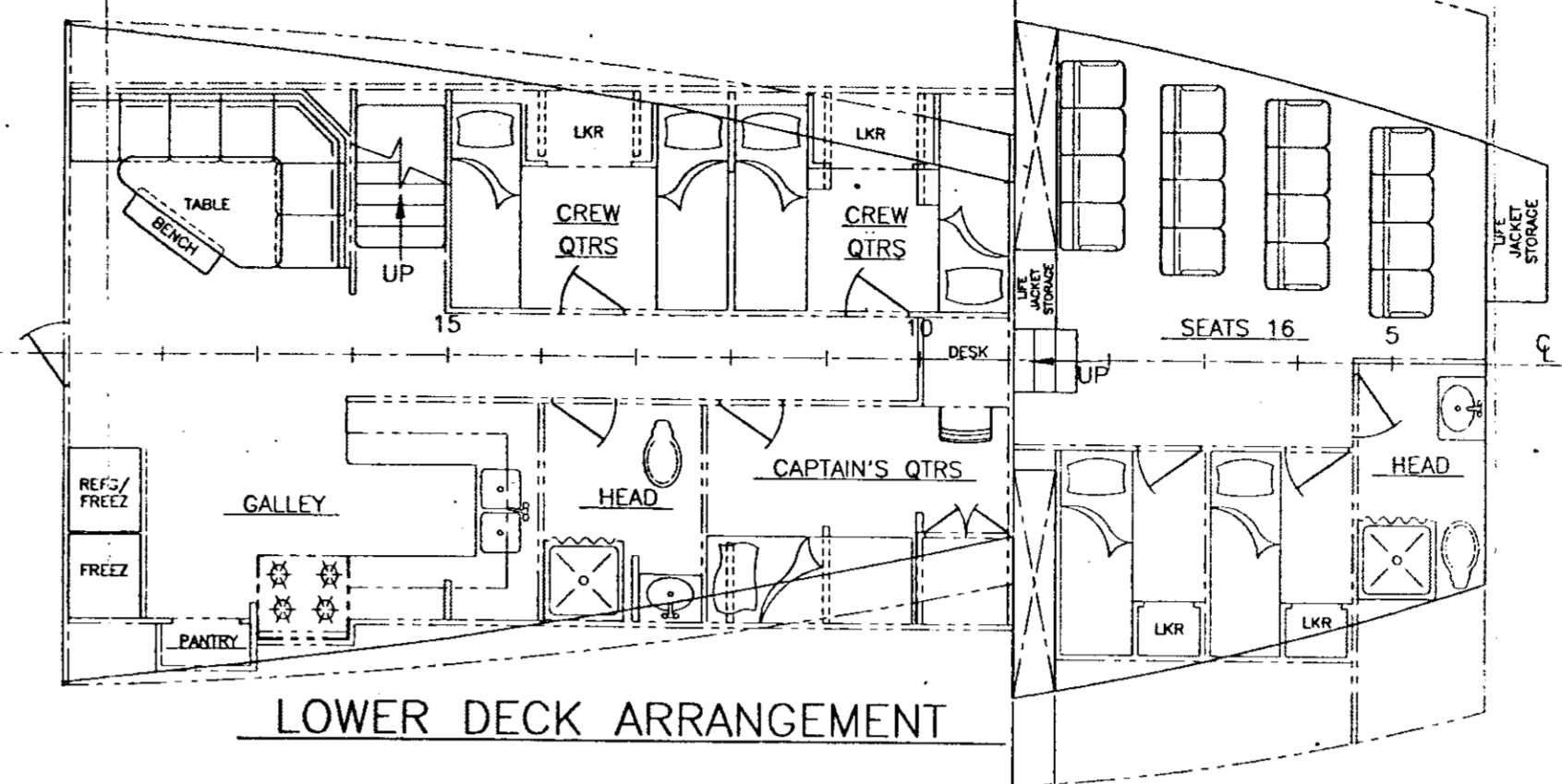
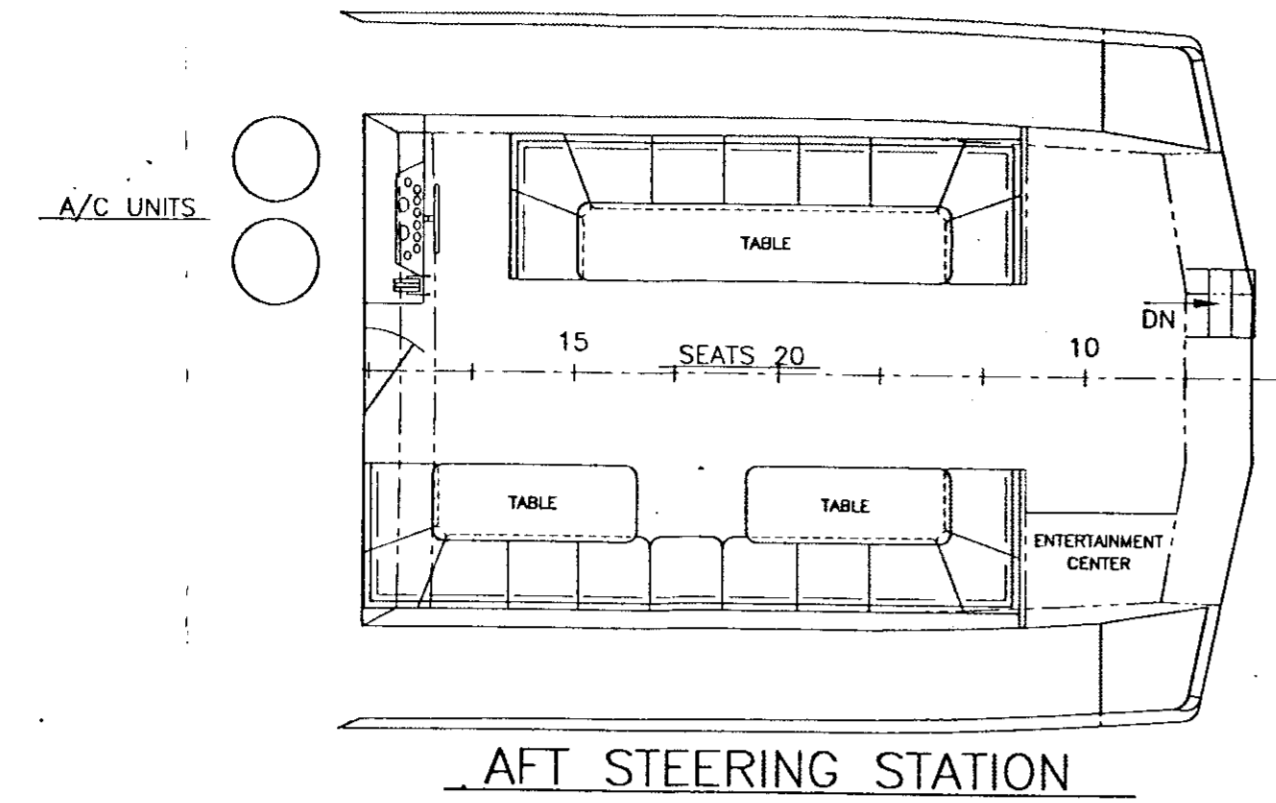


REVISIONS				
REV	ZONE	DESCRIPTION	DATE	APPROVED
1		1. ADDED BOW THRUSTER 2. REDREW BULKWARK TO AGREE W/S-DWGS	07/06/92	C.E.M.
2		3. ADDED STATIONING (2) LOWER DECK STIB		G.COX
2		1. RELOCATED RAFTS TO TOP OF HOUSE 2. RELOCATED BOW THRUSTER 3. REARRANGED AFT STEERING STATION 4. ADDED WALK-IN COOLER (PORT) AND WALK-IN FREEZER (STIB) ON MAIN DECK	07/31/92	C.E.M.



CONTRACT NO. <b>Trinity Industries Co.</b> Halter Marine, Inc. 14055 Industrial Security Rd. P.O. Box 3009 - Gulfport, MS 39005		This drawing, design concept and specifications are the property of TRINITY MARINE GROUP and are furnished on a confidential basis with an expressed understanding that they will not be copied or in any manner used for manufacture, sale, transfer, or used to the detriment of said firm without written permission. The signatory further agrees not to disclose these contents hereof to any other parties except for those specific purposes for which this drawing was issued.	
DRAWN BY <b>C.E. MATTHEWS</b> 5/6/92		135' X 28' TRIPLE SCREW ALUMINUM CREWBOAT	
CHECKED BY [Signature]		<b>PRELIMINARY PROFILE &amp; ARRANGEMENT</b>	
APPROVED [Signature]		<b>PRELIMINARY OUTBOARD PROFILE</b>	
JOB NO. <b>A044</b>		SCALE: 1/4" = 1'-0"	
SHEET NO. <b>362</b>		SHEET 1 OF 1	