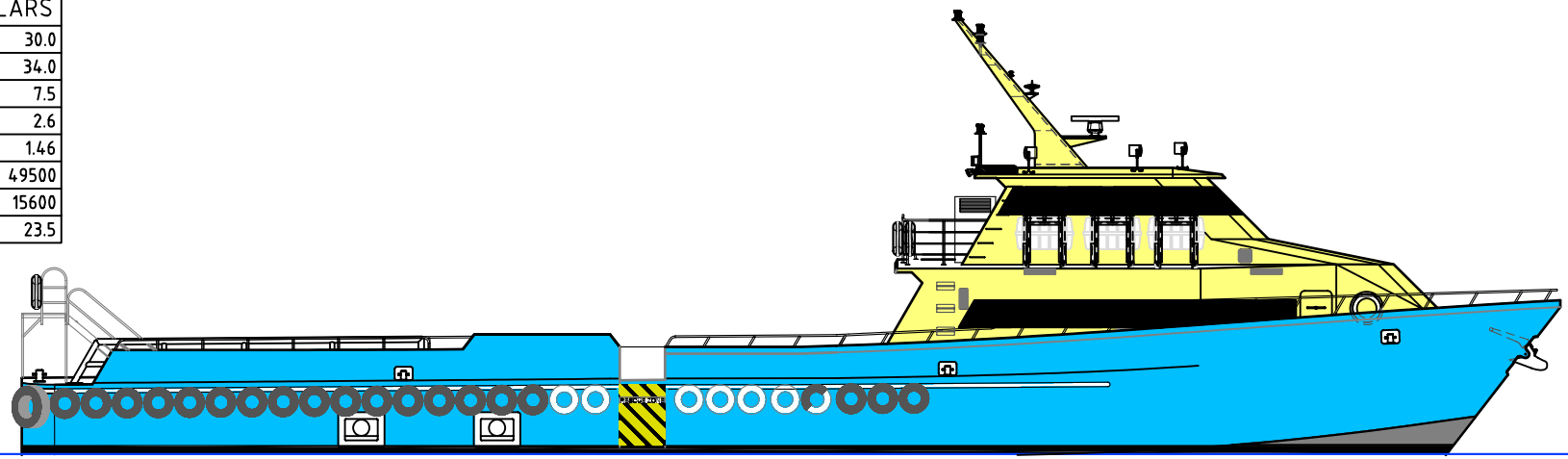
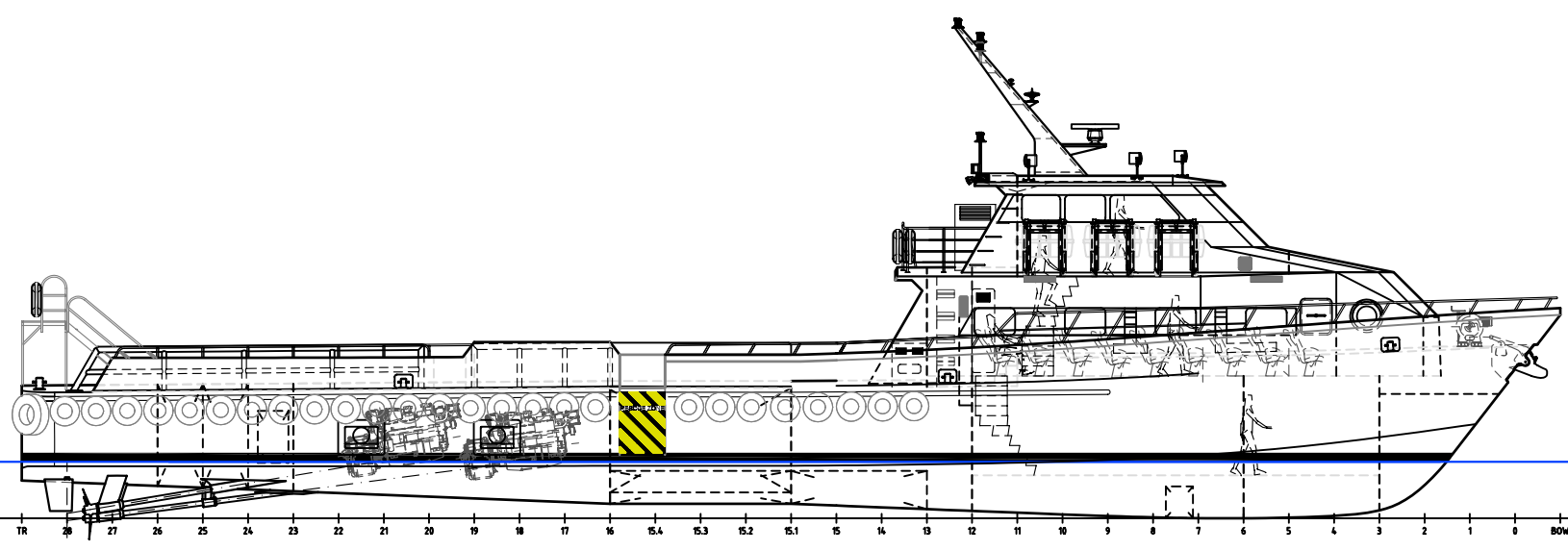


| PRINCIPAL PARTICULARS | | |
|-----------------------|----|-------|
| LENGTH BP | m | 30.0 |
| LENGTH O.A. | m | 34.0 |
| BEAM (MOULDED) | m | 7.5 |
| DEPTH (MOULDED) | m | 2.6 |
| DRAFT (MAX) | m | 1.46 |
| F.O. CAPACITY | L | 49500 |
| F.W. CAPACITY | L | 15600 |
| SPEED | Kt | 23.5 |



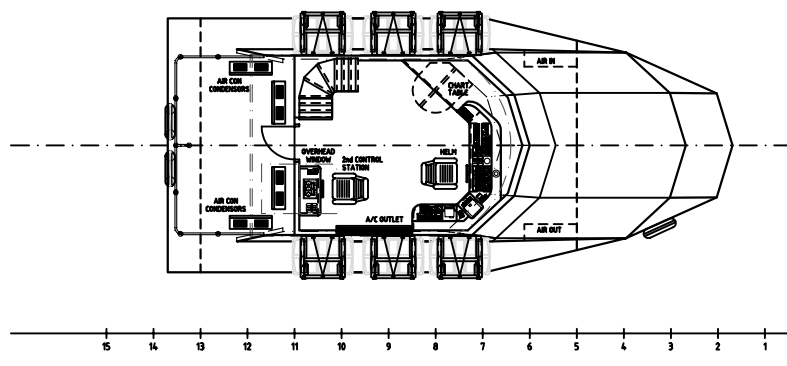
SDWL 1250



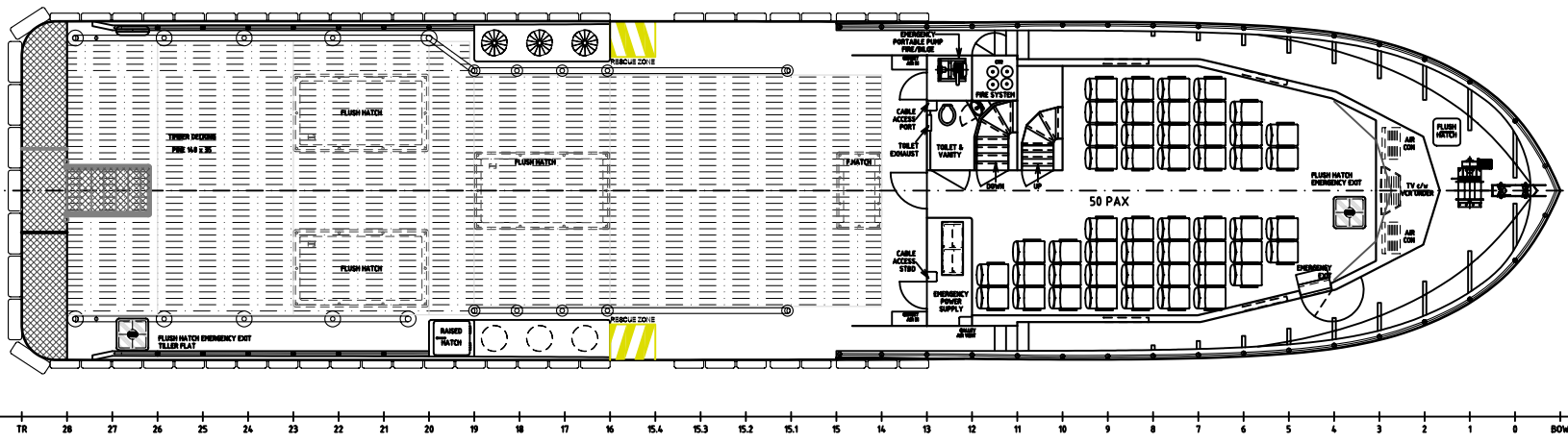
SDWL 1250

BASELINE

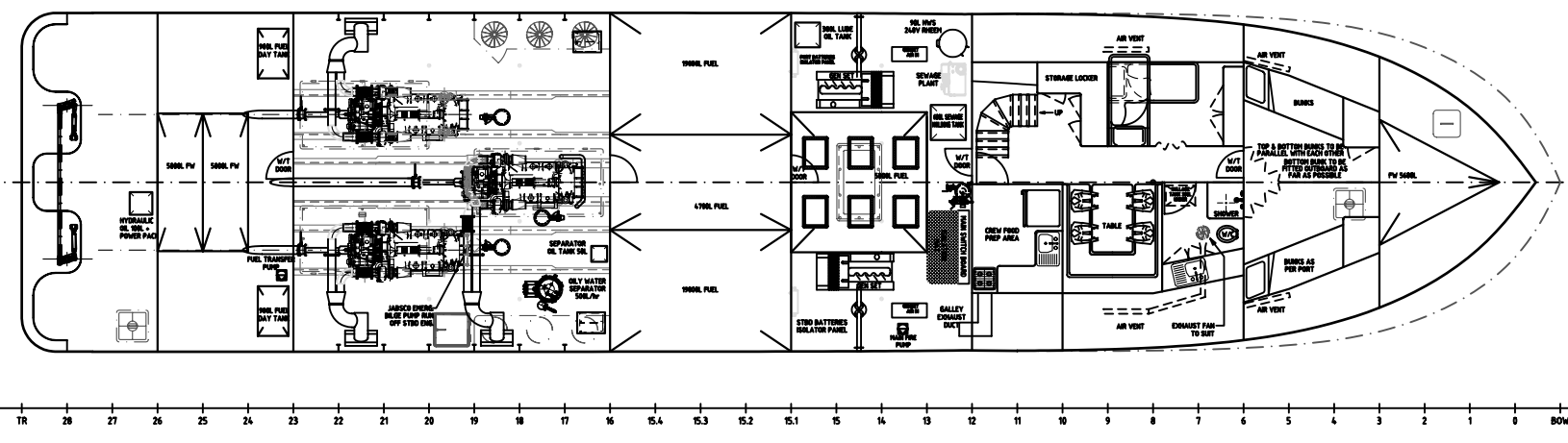
TR 28 27 26 25 24 23 22 21 20 19 18 17 16 15.4 15.3 15.2 15.1 15 14 13 12 11 10 9 8 7 6 5 4 3 2 1 0 BOW



15 14 13 12 11 10 9 8 7 6 5 4 3 2 1



TR 28 27 26 25 24 23 22 21 20 19 18 17 16 15.4 15.3 15.2 15.1 15 14 13 12 11 10 9 8 7 6 5 4 3 2 1 0 BOW



TR 28 27 26 25 24 23 22 21 20 19 18 17 16 15.4 15.3 15.2 15.1 15 14 13 12 11 10 9 8 7 6 5 4 3 2 1 0 BOW

Strategic Marine
 Lot 5 Clarence Beach Road
 Henderson W.A. 6166
 Telephone (618) 9437 4840
 Facsimile (618) 9437 4838

SOUTHERLY DESIGNS
 18/10/19/2014
 18/10/2014

34.0m CREW / OFFSHORE SUPPORT VESSEL
 (EXTENSION OF 30.0m S181 KALTIM CLASS)
GENERAL ARRANGEMENT

SOUTHERLY DESIGNS PTY LTD
 ACN 079 955 052

THIS DRAWING IS THE SOLE PROPERTY OF THE DESIGNER AND MAY NOT BE COPIED, REPRODUCED OR MODIFIED, IN WHOLE OR IN PART, WHATSOEVER, WITHOUT THE PRIOR PERMISSION OF THE DESIGNER.

| REV | DATE | BY | REVISION |
|-----|----------|----|-----------------------------------------------|
| 1 | 24/3/05 | AT | FRAME NUMBERING CHANGED |
| 2 | 4/4/05 | AT | NEW TANKS ALTERED, TANKS CORRECTED IN PROFILE |
| 3 | 08/09/06 | ML | YARD DESIGN UPDATE |
| 4 | 09/09/06 | ML | SEATING LAYOUT TO 50 PAX |
| 5 | 20/09/06 | ML | PARTICULARS UPDATED |

| DRAWN | DATE | CHECKED | DATE | REVISED | DATE |
|----------|--------|---------|------|---------|------|
| A TAYLOR | 8/9/05 | PALLET | | | |
| | | | | | |
| | | | | | |
| | | | | | |

DRAWING No.: **S428-110_R5**

SCALE: 1:175
 SHEET NO: **A3**