



## EXPRESS 61

Fast Utility Craft/ Crewboat

### PRINCIPAL PARTICULARS

Year Built	2008
Place Built	Singapore
Design	Penguin Shipyard Int'l
Flag	Panama
Length Overall	36.00 m
Length BP	32.85 m
Breadth Moulded	7.60 m
Depth Moulded	3.65 m
Draft (max)	1.85 m
Freeboard (SLL)	1.08 m
Class	BV
Notation	I, HULL MACH, Crewboat, Cargo Utility Vessel Coastal Area
GRT/ NRT	239.00 T / 72.00 T
Deadweight	115.99 T

### DECK PARTICULARS

Clear Deck Area	80.00 m <sup>2</sup>
Deck Carrying Load	40.00 T
Deck Strength	2.00 T/m <sup>2</sup>

### PERFORMANCE

Maximum Speed	25 Knots @ 239 T DWT
Economic Speed	21 Knots @ 239 T DWT

### PROPULSION SYSTEM

Main Engines	3 x Cummins KTA 38 M2, 1350 BHP, 1007 kW @1900 RPM, Total 4050 BHP
Auxiliary Engines	2 x Cummins 6 BT 5.9D-(M), 80 kW @ 50 Hz
Portable Generator	Denko KDE3800E, 3.6 kW @ 1500 RPM
Emergency Generator	Nil
Bow Thruster	Sauer Danfoss, Electric Hydraulic @ 75 kW
Propellers	3 x Fixed Pitch Propellers
Steering Gear System	2 x Duplex Electro Hydraulic Pump System
Rudder	2 Units

### TANK CAPACITIES

Fuel Oil	55.00 m <sup>3</sup>
Fresh Water	27.00 m <sup>3</sup>

### CARGO DISCHARGE CAPACITIES

Fuel Oil Pump	30 m <sup>3</sup> /hr
Fresh Water Pump	30 m <sup>3</sup> /hr
Bilge	30 m <sup>3</sup> /hr

### DECK EQUIPMENT

Anchor Windlass c/w Bow	HYPAC, HHAW15-32 16 KN @ 13 m/min @ Mid Layer
-------------------------	---



### ACCOMMODATION

Passenger Seats	1 x 4, 16 Arabic Seating Capacity
Crew	1 x 4, 2 x 1, 2 x 4 = 14

### EXTERNAL FIRE-FIGHTING EQUIPMENT

Fi-Fi Notation	Equivalent to 1/4 FiFi
Fi-Fi Monitors	600 m <sup>3</sup> /hr, 135 m Throw Length
Fi-Fi Pump	600 m <sup>3</sup> /hr (GM12V-71T1 Engine)
Oil Dispersant System	Nil

### INTERNAL FIRE-FIGHTING & ANTI-POLLUTION EQUIPMENT

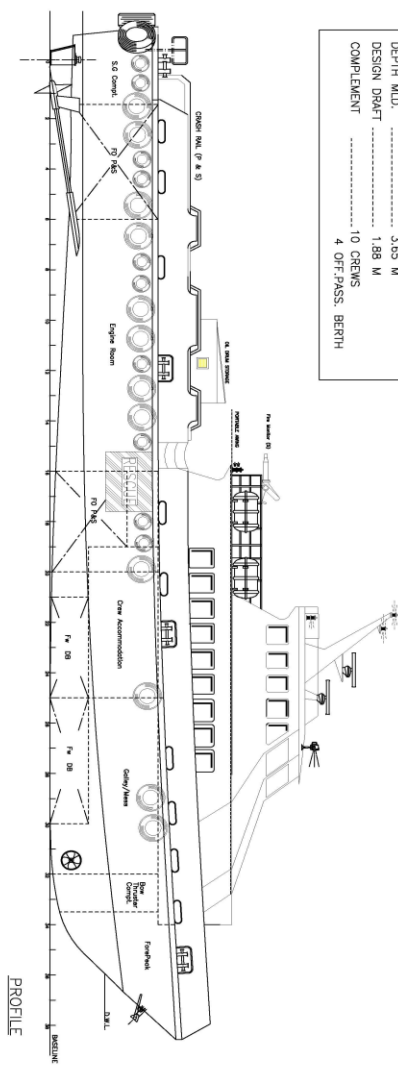
Emergency Fire Pump	Emergency Fire Pump
CO2 Fi-Fi System	Fixed CO2 System for Engine Room
Fire Detection & Alarm	Optical Smoke, Multi-Sensor Smoke & Heat Detector

### LIFE-SAVING EQUIPMENT

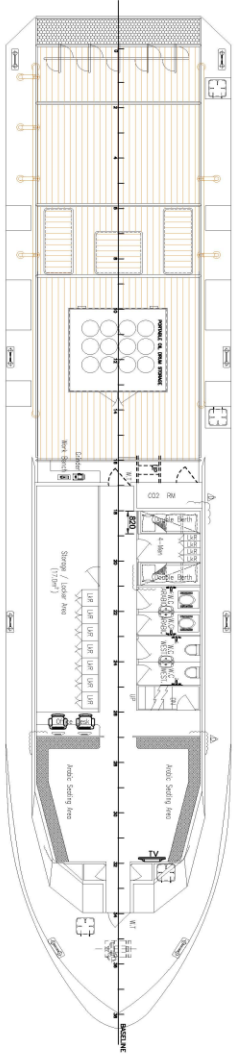
Life Rafts	4 x 25 men, SOLAS Compliant
------------	-----------------------------

### PRINCIPAL PARTICULARS

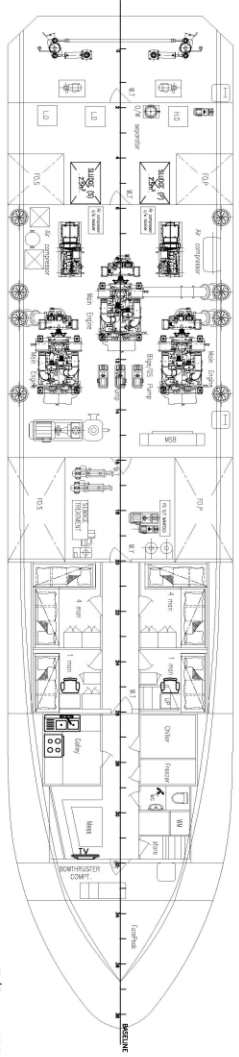
LENGTH O.A.	36.00 M
LENGTH B.P.	33.20 M
BREADTH M.L.D.	7.60 M
DEPTH M.L.D.	3.65 M
DESIGN DRAFT	1.88 M
COMPLEMENT	10 CREWS
	4 OFF-PASS, BERTH



PROFILE

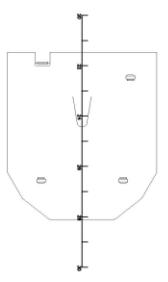


L1701054217 (0460) Arrangement of portable oil drum storage on all main deck is excluded in 3D review.

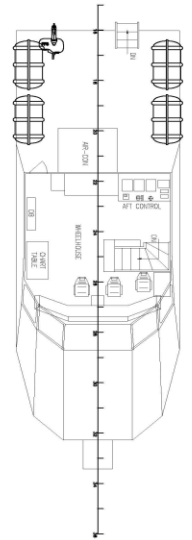


E/R & ACC. ROOM PLAN

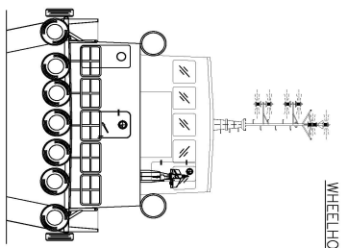
NOTE : PORTABLE ALUMINIUM BOX SECURED AT MAIN DECK WITH STUD BOLT & PIN.  
CARGO BOX CONTAIN WITH HYD. OIL, D.O & OTHER NON HAZARDOUS CARGOES.



WHEELHOUSE TOP



WHEELHOUSE PLAN



STERN VIEW

**BUREAU VERITAS** Section - 136411...  
**VU RISK OBSERVATIONS**  
Singapore, 27-Sep-2015  
Ref no. SPO1603722

### MCLVYN EXPRESS OFFSHORE

CLIENT:	MCLVYN EXPRESS OFFSHORE
---------	-------------------------

TITLE:	GENERAL ARRANGEMENT PLAN
SHIP NAME:	Express 61

DESIGN NO.	EXPRESS 61	DATE:	01 JULY 2015
DESIGNER:	MEO	CHECKED:	AI
APPROVED:	EBEN YAM	DATE:	01 JULY 2015

