



MICLYN VICTORY

45M / 70TBP / AHT

PRINCIPAL PARTICULARS

Year Built	2009
Place Built	Rushan City Shipbuilding, China
Design	-
Flag	Panama
Length Overall	45.00 m
Length BP	43.50 m
Breadth Moulded	12.60 m
Depth Moulded	5.30 m
Draft (max)	4.50 m
Freeboard (SLL)	0.81 m
Class	BV
Notation	1 x Hull x Mach, Tug; Special Service - Anchor Handling Vessel, Unrestricted Navigation
GRT/ NRT	874.00 T / 262.00 T
Deadweight	593.00 T
Bollard Pull	72.73 T

DECK PARTICULARS

Clear Deck Area	200.00 m ²
Deck Carrying Load	100.00 T
Deck Strength	5.00 T/m ²

PERFORMANCE

Maximum Speed	12 Knots @ 13 MT/24 hrs
Economic Speed	9.5 Knots @ 9 MT/24 hrs

PROPULSION SYSTEM

Main Engines	2 x Niigata 6MG28HX, 2500 BHP, 1823 kW @ 750 RPM, Total 5000 BHP
Auxiliary Engines	3 x Cummins KTA 19, 300 kW @ 1500 RPM
Emergency Generator	Cummins 6MT, 80 kW @ 1500 RPM
Bow Thruster	1x Kamome TCB70MA, 441kW
Propellers	2 x Fixed Pitch Propellers
Steering Gear System	2 x Electro-Hydraulic with Kort Nozzles
Rudder	2 x Independent & Parallel

TANK CAPACITIES

Fuel Oil	486.00 m ³
Fresh Water	266.00 m ³
Drill Water	Nil
Ballast Water	77.00 m ³

CARGO DISCHARGE CAPACITIES

Fuel Oil Pump	60 m ³ /hr @ 60 m head
Fresh Water Pump	60 m ³ /hr @ 60 m head
Drill Water Pump	Nil
Bilge Pump	Nil



DECK EQUIPMENT

Anchors & Chain	2 x Stockless Anchor 1150 kg each, 605 m x 34 mm (Dia) U2 Stud Link Chains
Tugger Winch	2 x Electro-Hydraulic 10 T @ 15 m/min
Capstan	2 x Electro-Hydraulic 5 T @ 15 m/min
Anchor Windlass c/w Bow	1 x Electro-Hydraulic 16.5 MT

ANCHOR HANDLING & TOWING EQUIPMENT

Anchor Handling Winch	Plimsoll, Electro-Hydraulic Double Drum Waterfall Type, Mentrade
Towing Winch	Plimsoll Hydraulic High Pressure Water Fall Type w/ 2 De-Clutchable Drums, Band Brake & Auto Spooler on Upper Drum
AH/Towing Drum Cap	1200 m (L) x 58 mm (Dia) SWR
Spare Reel Drum Cap	1000 m (L) x 58 mm (Dia) SWR
Line Pull @ First Layer	150 T @ 6 m/min (1st speed)
Brake Holding	225 T @ 1st Layer
Towing Pin	2 x SWL 115 T
Shark Jaw	1 x SWL 200 T
Stern Roller	SWL 200 T, 4200 mm W x 1500 mm Dia

ACCOMMODATION

Berths	4 x 1, 2 x 2, 3 x 4 Berths
Total Pax	20

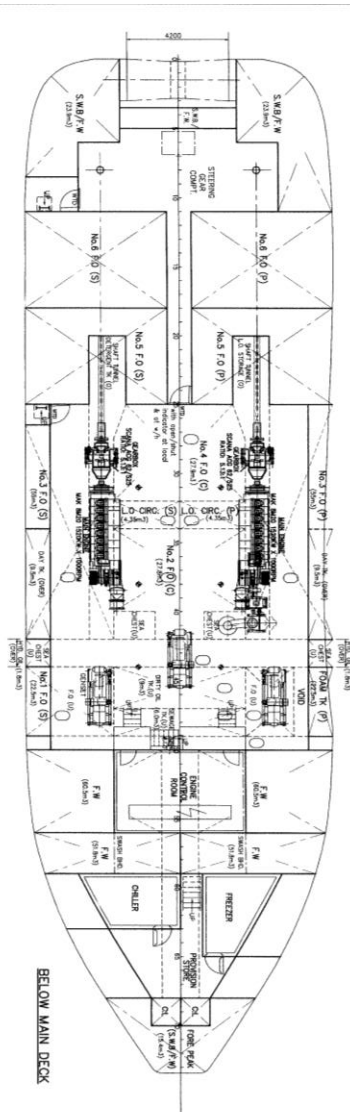
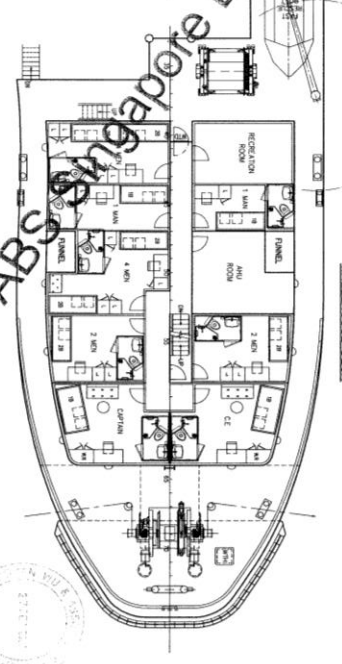
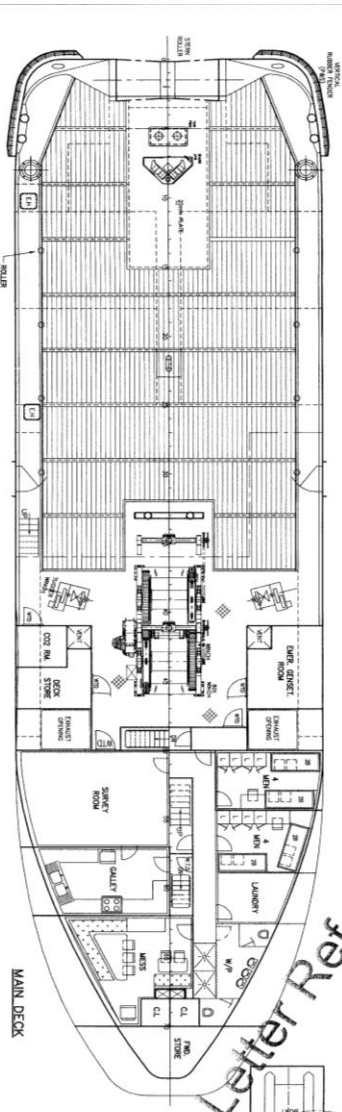
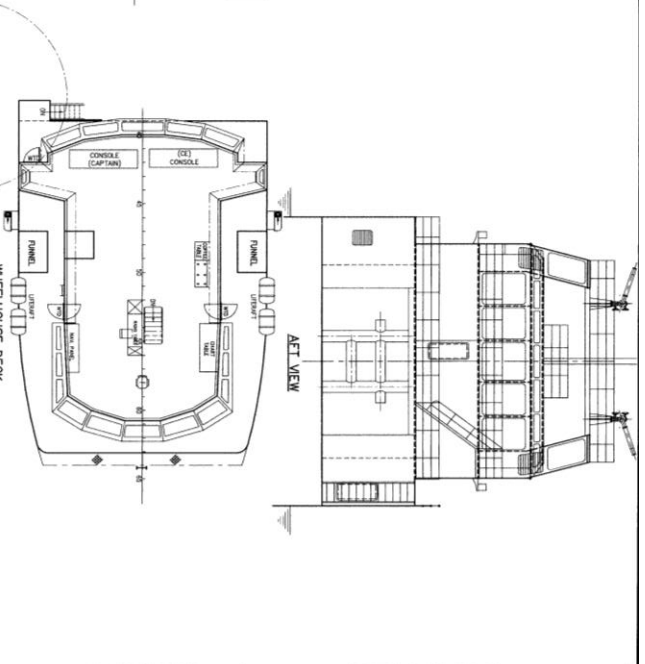
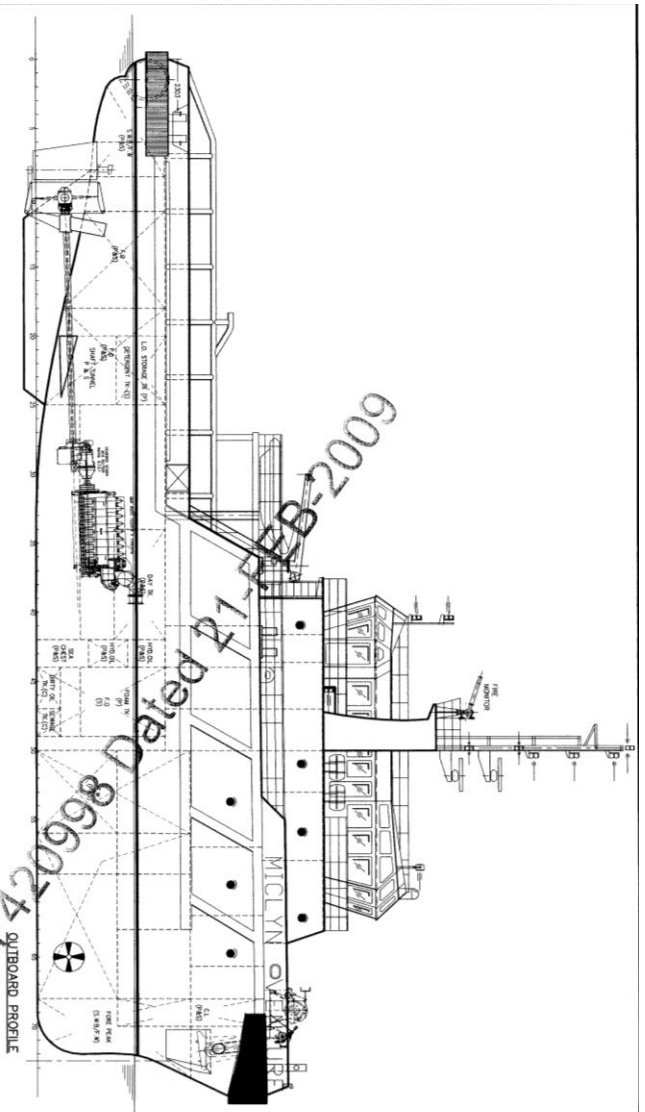
EXTERNAL FIRE-FIGHTING EQUIPMENT

Fi-Fi Notation	N.A
Fi-Fi Monitors	2 x Fi-Fi Monitors, 1200 m ³ /hr, 120 m Throw Length
Fi-Fi Pump	1 x Fi-Fi Pump, 1200 m ³ /hr

LIFE-SAVING EQUIPMENT

Life Rafts	2 x 25, 2 x 20 Men, SOLAS Compliant
Rescue Boat c/w Davit	1 x 6 Men, 20 HP, 25 L, SOLAS Compliant

Particulars are believed to be correct but not guaranteed. Owners reserve the rights to amend the specifications without notifications. Particulars are entirely without warranty as to correctness and interested parties must inspect vessel's certificates, drawings or physical inspection of vessel.



PRINCIPAL PARTICULARS

LENGTH O.A. 45.00m
 LENGTH W.L. 43.50m
 BEAM M.I.D. 12.60m
 DEPTH M.I.D. 5.30m
 DRAFT DESIGNED/MAK. 4.00m/4.5m
 COMPLEMENT 24 MEN



NO.	REVISION	DATE	BY	CHKD.	DESCRIPTION
1					ISSUED FOR APPROVAL
2					ISSUED FOR CONSTRUCTION

CONAN WIL & ASSOCIATES
 MARINE ARCHITECTS

SYDNEY
 100/100 MARKET STREET, SYDNEY, NSW 2000
 TEL: (61) 02 9551-1138 FAX: (61) 02 9551-1139
 TEL: (61) 02 9551-1138 FAX: (61) 02 9551-1139

General Arrangement

45m ANCHOR HANDLING TUG

SCALE: DRAWING NO.: C4312/G-1

606675 Letter Ref 42098 Dated 17 FEB-2009