



## EXPRESS 69

Fast Utility Craft/ Crewboat

### PRINCIPAL PARTICULARS

Year Built	2011
Place Built	Singapore
Design	Flex - 36M, Penguin Shipyard Int'l
Flag	Malaysia
Length Overall	36.00 m
Length BP	33.20 m
Breadth Moulded	7.60 m
Depth Moulded	3.65 m
Draft (max)	1.88 m
Freeboard (SLL)	1.41 m
Class	BV
Notation	I, HULL, MACH, Crewboat, Unrestricted Navigation, Max. Significant Wave Ht > 3.0m
GRT/ NRT	239.00 T / 71.00 T
Deadweight	115.35 T

### DECK PARTICULARS

Clear Deck Area	80.00 m <sup>2</sup>
Deck Carrying Load	40.00 T
Deck Strength	2.00 T/m <sup>2</sup>

### PERFORMANCE

Maximum Speed	25 Knots @ 16 T/24hrs
Economic Speed	23 Knots @ 14 T/24hrs

### PROPULSION SYSTEM

Main Engines	3 x Cummins KTA38-M2, 1350 BHP @ 1900 RPM, Total 4050 BHP
Auxiliary Engines	2 x Cummins 6BT5.9DM, 80 kW @ 1500 RPM
Portable Generator	Denko KDE3300I, Air-cooled Diesel Engine
Bow Thruster	45 kW Electro Hydraulic
Propellers	3 x Fixed Pitch Propellers, 5-Blade
Steering Gear System	2 x Electro Hydraulic Ram
Rudder	2 x Balanced Rudder

### TANK CAPACITIES

Fuel Oil	60.60 m <sup>3</sup> @ 95% fill
Fresh Water	28.10 m <sup>3</sup> @ 95% fill

### DECK EQUIPMENT

Anchor Windlass c/w Bow	Hypac HHAW15-32
-------------------------	-----------------

### ACCOMMODATION

Passenger Seats	70
Crew	2 x 1, 1 x 2, 1 x 4 = 8



### EXTERNAL FIRE-FIGHTING EQUIPMENT

Fi-Fi Notation	Equivalent to 1/4 Fi-Fi System c/w Water Spray
Fi-Fi Monitors	600 m <sup>3</sup> /hr, 115 m Throw Length
Fi-Fi Pump	600 m <sup>3</sup> /hr
Oil Dispersant System	V-jet Nozzles (P & S)

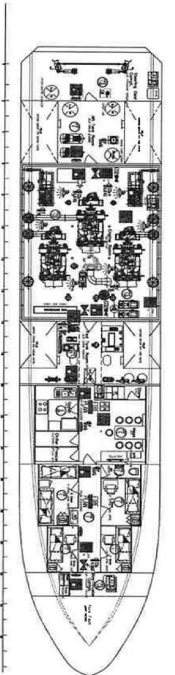
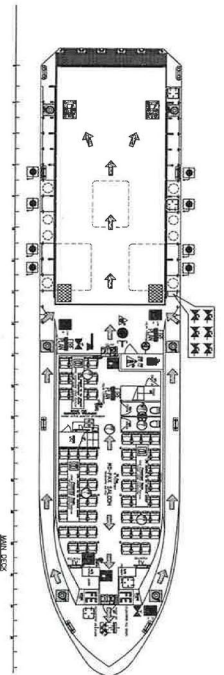
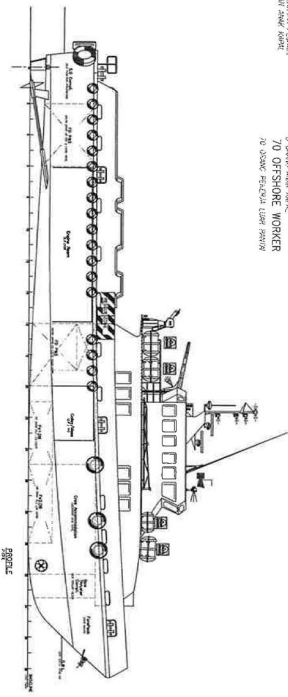
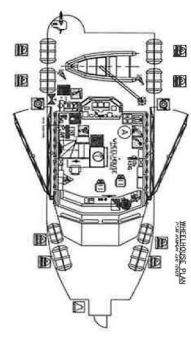
### INTERNAL FIRE-FIGHTING & ANTI-POLLUTION EQUIPMENT

Emergency Fire Pump	Matsuka / Yanmar, 30 m <sup>3</sup> /hr @ 35 m Head
CO2 Fi-Fi System	Fixed CO2 System for Engine Room
Fire Detection & Alarm	ARMSTRONG M800 for Living Space & Engine Room

### LIFE-SAVING EQUIPMENT

Life Rafts	6 x 25, 2 x 10 men, SOLAS Compliant
Rescue Boat c/w Davit	1 x 6 men, 25 HP Outboard Engine, Non-SOLAS Compliant

**PRINCIPAL PARTICULARS**  
 LENGTH O.A. 36.00m  
 LENGTH B.P. 33.20m  
 BEAM M.L.D. 7.60m  
 DEPTH M.L.D. 3.65m  
 DRAUGHT M.L.D. 1.88m  
 COMPLEMENT 8 CREW  
 8 SHORE WORKERS  
 70 OFFSHORE WORKER  
 20 COOK, STICOLA LIGHT SERVICE



SYMBOL	DESCRIPTION	LOCATION (Deck)	QTY	TOTAL
1	WELDER	DECK ROOM	1	1
2	WELDER	DECK ROOM	1	1
3	WELDER	DECK ROOM	1	1
4	WELDER	DECK ROOM	1	1
5	WELDER	DECK ROOM	1	1
6	WELDER	DECK ROOM	1	1
7	WELDER	DECK ROOM	1	1
8	WELDER	DECK ROOM	1	1
9	WELDER	DECK ROOM	1	1
10	WELDER	DECK ROOM	1	1
11	WELDER	DECK ROOM	1	1
12	WELDER	DECK ROOM	1	1
13	WELDER	DECK ROOM	1	1
14	WELDER	DECK ROOM	1	1
15	WELDER	DECK ROOM	1	1
16	WELDER	DECK ROOM	1	1

SYMBOL	DESCRIPTION	LOCATION (Deck)	QTY	TOTAL
1	WELDER	DECK ROOM	1	1
2	WELDER	DECK ROOM	1	1
3	WELDER	DECK ROOM	1	1
4	WELDER	DECK ROOM	1	1
5	WELDER	DECK ROOM	1	1
6	WELDER	DECK ROOM	1	1
7	WELDER	DECK ROOM	1	1
8	WELDER	DECK ROOM	1	1
9	WELDER	DECK ROOM	1	1
10	WELDER	DECK ROOM	1	1
11	WELDER	DECK ROOM	1	1
12	WELDER	DECK ROOM	1	1
13	WELDER	DECK ROOM	1	1
14	WELDER	DECK ROOM	1	1
15	WELDER	DECK ROOM	1	1
16	WELDER	DECK ROOM	1	1

SYMBOL	DESCRIPTION	LOCATION (Deck)	QTY	TOTAL
1	WELDER	DECK ROOM	1	1
2	WELDER	DECK ROOM	1	1
3	WELDER	DECK ROOM	1	1
4	WELDER	DECK ROOM	1	1
5	WELDER	DECK ROOM	1	1
6	WELDER	DECK ROOM	1	1
7	WELDER	DECK ROOM	1	1
8	WELDER	DECK ROOM	1	1
9	WELDER	DECK ROOM	1	1
10	WELDER	DECK ROOM	1	1
11	WELDER	DECK ROOM	1	1
12	WELDER	DECK ROOM	1	1
13	WELDER	DECK ROOM	1	1
14	WELDER	DECK ROOM	1	1
15	WELDER	DECK ROOM	1	1
16	WELDER	DECK ROOM	1	1



DESCRIPTION	REV	CHG BY	DATE
MICLN EXPRESS OFFSHORE			

**MICLN EXPRESS OFFSHORE**

**GENERAL ARRANGEMENT PLAN**

SHIP NAME: EXPRESS 88

COMPARTMENT: MECH/SHIP/001

SCALE: 1:125

DATE: 22 JANUARY 2013

ELIANE CHUA