



MEO VALIANT

4750BHP / 61.1BP / Multi-Purpose AHT

PRINCIPAL PARTICULARS

Year Built	2011
Place Built	Guangzhou Panyu Lingshan Shipyard, China
Design	Evergrow Shipbuilding, 48m ZPP MPV
Flag	Singapore
Length Overall	48.00 m
Length BP	44.47 m
Breadth Moulded	12.80 m
Depth Moulded	5.00 m
Draft (max)	4.20 m
Freeboard (SLL)	0.80 m
Class	BV
Notation	I x Hull x Mach; Tug; Supply Vessel, Unrestricted Navigation
GRT/ NRT	841.00 T / 252.00 T
Deadweight	780.00 T
Bollard Pull	61.05 T (Ahead), 53.71 T (Astern)

DECK PARTICULARS

Clear Deck Area	230.00 m ²
Deck Carrying Load	100.00 T
Deck Strength	5.00 T/m ²

PERFORMANCE

Maximum Speed	12 Knots @ 16 T/24 hrs
Economic Speed	11 Knots @ 12 T/24 hrs

PROPULSION SYSTEM

Main Engines	2 x Caterpillar 3516B, 2374 BHP, 1771 kW @ 1600 RPM, Total 4750 BHP
Auxiliary Engines	3 x Caterpillar 3406, 245 kW @ 1500 RPM
Emergency Generator	Perkins, 50 kW @ 1500 RPM
Bow Thruster	Schottel CPP Electric driven, 5 T Thrust
Propellers	2 x Azimuth Drive Propellers
Steering Gear System	Nil

TANK CAPACITIES

Fuel Oil	677.78 m ³
Fresh Water	212.24 m ³
Bilge	6.20 m ³
Ballast Water	114.68 m ³

CARGO DISCHARGE CAPACITIES

Fuel Oil Pump	80 m ³ /hr @ 70 m head
Fresh Water Pump	80 m ³ /hr @ 70 m head
Bilge Pump	50 m ³ /hr @ 35 m head



DECK EQUIPMENT

Anchors & Chain	2 x 856 kg AC14 HHP, 192.5 m (P), 220 m (S), 34 mm Stud Link Chains
Tugger Winch	2 x Electro-Hydraulic 10 T @ 15 m/min
Capstan	2 x Electro-Hydraulic 5 T @ 15 m/min
Anchor Windlass c/w Bow	Electro-Hydraulic, 80 T Break, 10 T Pull
Crane	SWL 2 T @ 6.5 m Radius (max SWL)

ANCHOR HANDLING & TOWING EQUIPMENT

Anchor Handling/ Towing Winch	100 T Pull Electro-Hydraulic, Waterfall Type, FWD Tension Capacity 60 T
AH/Towing Drum Capacity	1000 mm L x 52 m Dia, 10 Layers
Spare Reel Drum Capacity	Nil
Line Pull @ First Layer	100 T x 4 m/min, Low Speed
Brake Holding	150 T (Static, 1st Layer)
Towing Pin	SWL 200 T, Marine Equipment
Shark Jaw	SWL 200 T, Marine Equipment
Stern Roller	SWL 200T, 3.5 m W x 1.5 m Dia
Bow Winch	Electro-Hydraulic Marine Equipment, Brake Holding 80 T
Fwd Tow Winch	Electro-Hydraulic Marine Equipment, Pull 10 T x 15 m/min (1st Layer Low Speed), Pull 10 T x 15 m/min (1st Layer High Speed) Brake Holding 80 T
Aft Tow Winch	Electro-Hyd Marine Equipment Waterfall Type, Pull 100 T x 4 m/min (1st Layer Low Speed), Pull 15 T x 20 m/min (1st Layer High Speed), Brake Holding 200 T

ACCOMMODATION

Berths	2 x 1, 3 x 2, 4 x 7 x 4 Berths
Total Pax	36

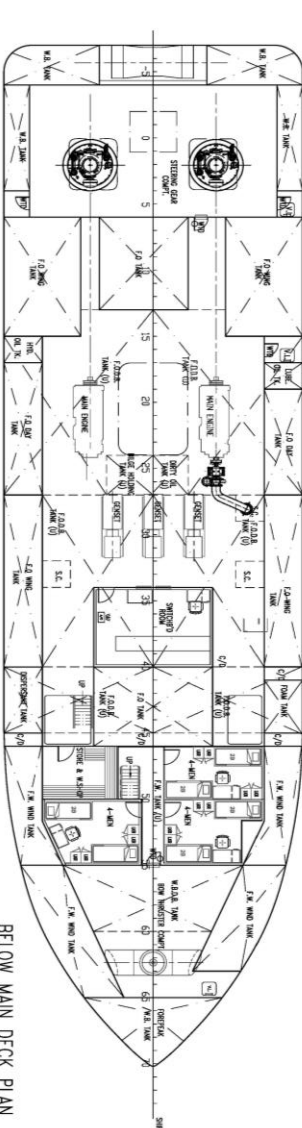
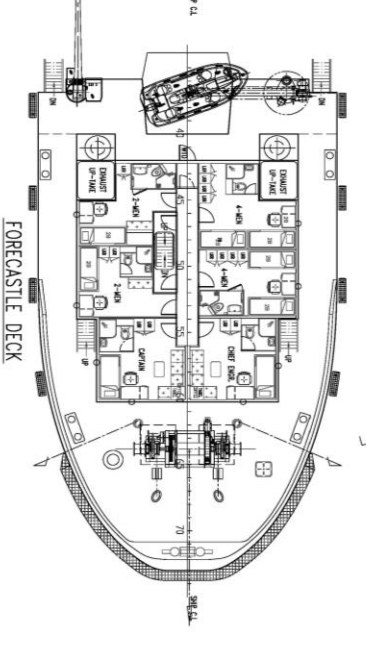
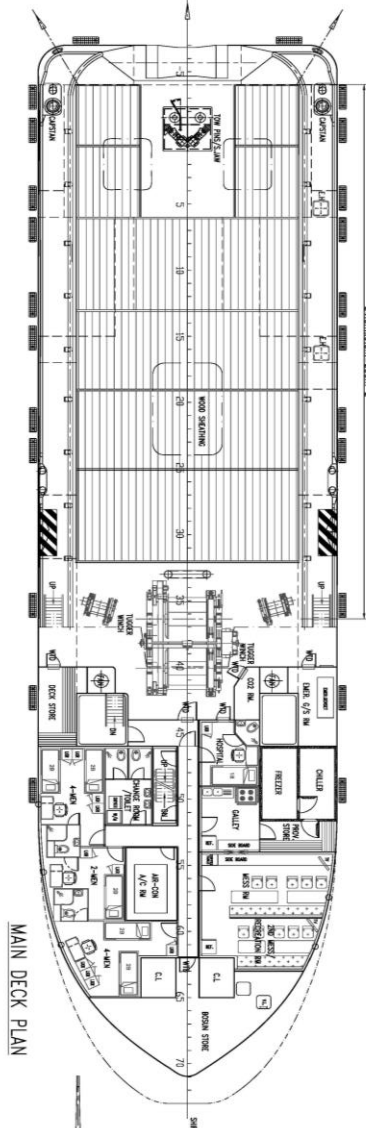
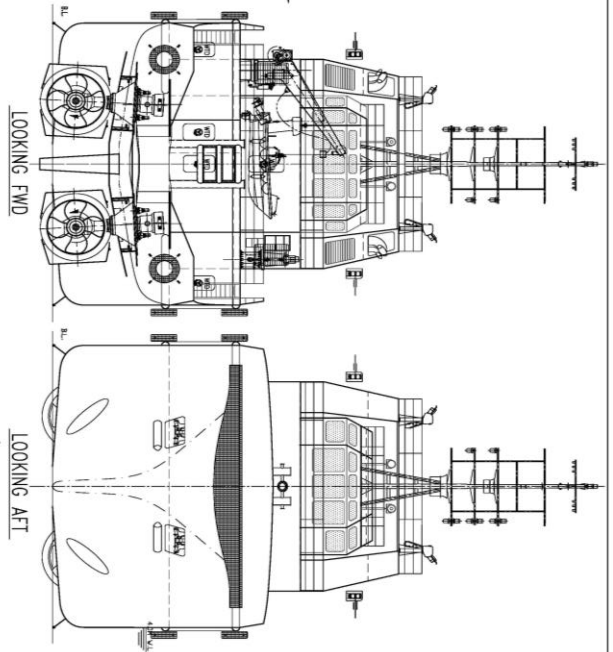
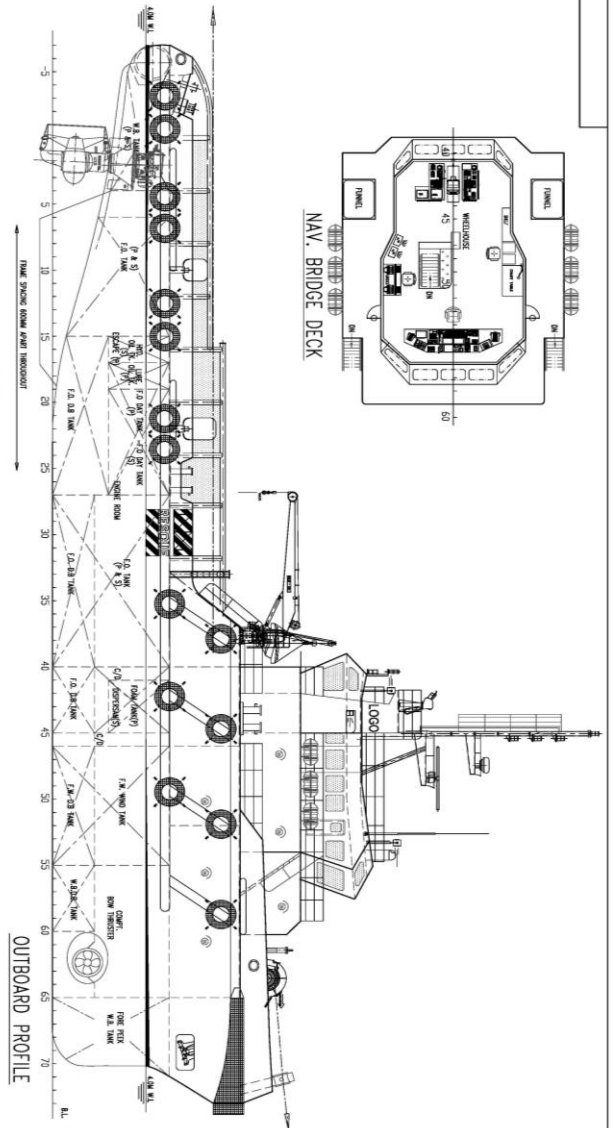
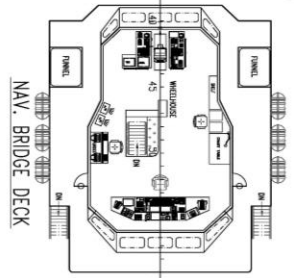
EXTERNAL FIRE-FIGHTING EQUIPMENT

Fi-Fi Notation	Class 1 Fire Fighting System
Fi-Fi Monitors	2 x 1200 m ³ /hr, 120 m Throw Length

LIFE-SAVING EQUIPMENT

Life Rafts	6 x 20 Men, SOLAS Compliant
Rescue Boat c/w Davit	1 x 6 Men, 20 HP of Outboard Engine, 13 L, SOLAS Compliant

Particulars are believed to be correct but not guaranteed. Owners reserve the rights to amend the specifications without notifications. Particulars are entirely without warranty as to correctness and interested parties must inspect vessel's certificates, drawings or physical inspection of vessel.



PRINCIPAL DIMENSIONS

LENGTH OVERALL	48.00 M
LENGTH WATERLINE	46.90 M
BREADTH BEAM	12.80 M
DEPTH MOULDED	5.00 M
DECK HEIGHT	4.20 M
MAX. DRAUGHT	5.00 M
ACCOMMODATION	36 MEN
FRESH WATER APPR.	330 SLOW
WWD DECK AREA (LOADING = 3 1/4 T)	50 TONNES
ROLLAWAY PULL ASTERN	10 TONNES
SPREADER (MAX)	12.0 TONNES

SHIP	48m ZPP MULTI-PURPOSE VESSEL
TITLE	GENERAL ARRANGEMENT
OWNER	EVERGROW SHIPPING LIMITED
DESIGNED	CHENGED LAYING/NO. SCALE 1:100
DATE	08-08-11
BY	AS built