



EXPRESS 81

Fast Utility Craft/ Crewboat

PRINCIPAL PARTICULARS

Year Built	2014
Place Built	Penguin Shipyard Int'l Singapore
Design	Penguin, Flex -40
Flag	Malaysia
Length Overall	40.00 m
Length BP	37.11 m
Breadth Moulded	7.60 m
Depth Moulded	3.65 m
Draft (max)	1.89 m
Freeboard (SLL)	1404 mm
Class	BV
Notation	1, HULL, MACH, Crewboat, Sea area 3, max. significant wave height not exceeding 3.0 m
GRT/ NRT	266.00 T / 88.00 T
Deadweight	133.58 T

DECK PARTICULARS

Clear Deck Area	100.00 m ²
Deck Carrying Load	60.00 T
Deck Strength	2.00 T/m ²

PERFORMANCE

Maximum Speed	25 Knots @ 690 L/hrs
Economic Speed	16 Knots @ 450 L/hrs

PROPULSION SYSTEM

Main Engines	3 x Baudouin 12 M26.2P2, 1200 BHP, 883 kW @ 1950 RPM, Total 3600 BHP
Auxiliary Engines	2 x Baudouin 6W105S, 92 kW @ 1500 RPM
Portable Generator	Denko KDE3300I, Air-cooled Diesel Type
Bow Thruster	Electro hydraulic @ 100 HP Fluidmeconica, 0.9 T
Propellers	3 x Fixed Pitch Propeller, 5-Blade
Steering Gear System	Duplex Electro Hydraulic Pump
Rudder	2 Units

TANK CAPACITIES

Fuel Oil	86.00 m ³
Fresh Water	30.00 m ³

CARGO DISCHARGE CAPACITIES

Fuel Oil Pump	23.00 m ³ /hr
Fresh Water Pump	3.80 m ³ /hr
Bilge	30.00 m ³ /hr

DECK EQUIPMENT

Anchor Windlass c/w Bow	Hypac Electro Hydraulic Winch c/w Wire Rope, Chain & Single Anchor
Crane	Palfinger PK4501, 0.5 T @ 6 m



ACCOMMODATION

Passenger Seats	90
Crew	6

EXTERNAL FIRE-FIGHTING EQUIPMENT

Fi-Fi Notation	Equivalent to 1/4 FIFI System c/w Water Spray
Fi-Fi Monitors	600 m ³ /hr @ 100 m head , FFS600LB
Fi-Fi Pump	600 m ³ /hr @ 130 m head
Oil Dispersant System	1 V-jet Nozzles (P & S), 200 L Dispersant Tank

INTERNAL FIRE-FIGHTING & ANTI-POLLUTION EQUIPMENT

Emergency Fire Pump	Matsuka / Yanmar, 30 m ³ /hr @ 35 m head
CO2 Fi-Fi System	Fixed CO2 System for Engine Room
Fire Detection & Alarm	AIP AHC-0924

LIFE-SAVING EQUIPMENT

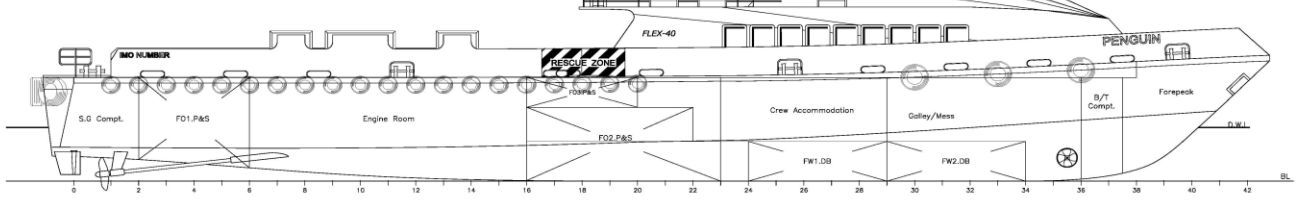
Life Rafts	10 x 25 men
Rescue Boat c/w Davit	1 x 25 HP outboard motor, Non-SOLAS Compliant

LENGTH O.A.: 40.00 M
 LENGTH B.P.: 36.51 M
 LENGTH W.L.: 37.33 M
 BREADTH MLD.: 7.60 M
 DEPTH MLD.: 3.65 M
 DESIGN DRAFT: 1.890 M
 COMPLEMENT: 8 CREW MEMBERS
 90 OFFSHORE WORKERS
 Class Notation: BV1, +HULL +MACH CREW BOAT
 CARGO UTILITY VESSEL,SEA AREA 3

1. Rules and regulations
This vessel shall comply with:

1. The Panamanian Rules for cargo Vessels under 500 GRT in service outside the Jurisdictional Waters of the Republic of Panama;
2. Panama Maritime Authority "Merchant Marine Circular No.167";
3. BV rules for the classification of crew boats, NR490;
4. Hull arrangement, stability and systems for ships less than 500GT,NT566;

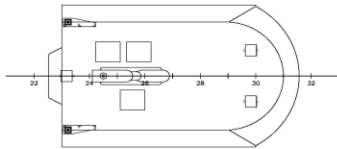
3. Maximum loading draught
Maximum loading draught subject to freeboard assignment:



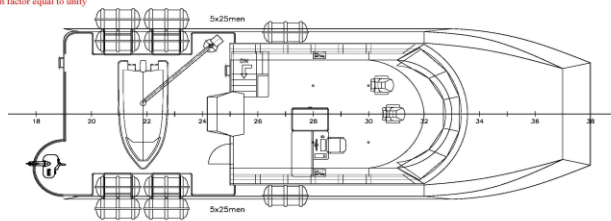
2. Internal watertight subdivision

1. We consider doors at ft2,ft6,ft16,ft23,ft29,ft36,ft37.5 are watertight doors;
2. The vessel may either comply with the damage stability requirement of Chapter II-1 of SOLAS 74 with a subdivision factor equal to unity or alternative provide the maximum permissible flooding lengths calculation;

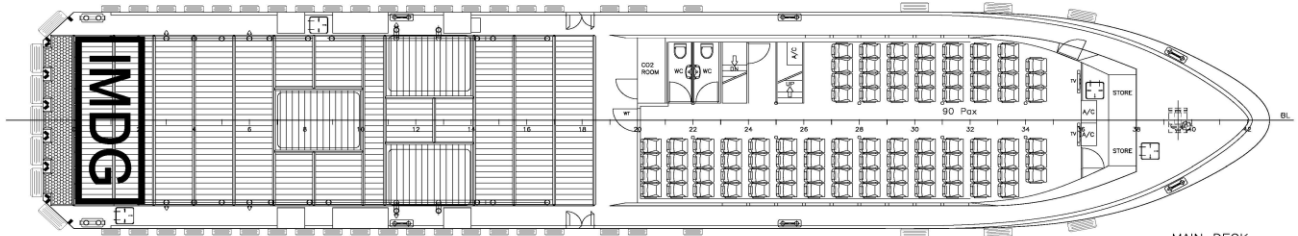
PROFILE



WHEELHOUSE TOP

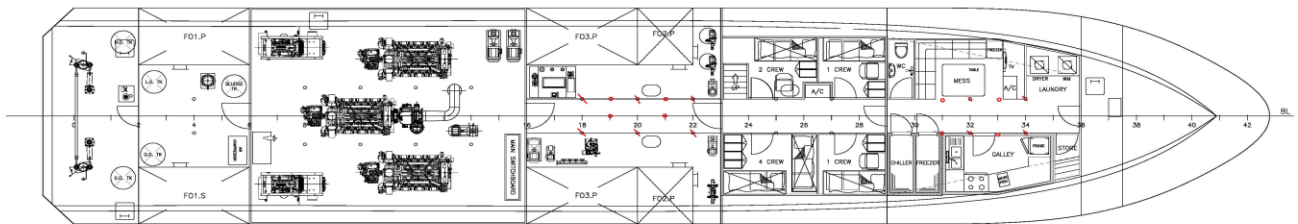


WHEELHOUSE PLAN

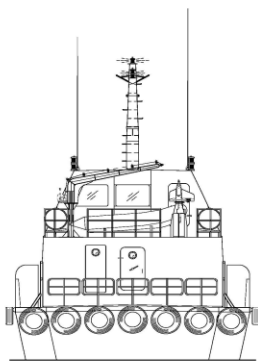


MAIN DECK

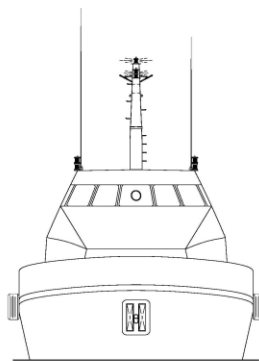
4. The coming of ventilator, the height of door sill
The coming of ventilator, the height of door sill to satisfy load line requirement.



BELOW MAIN DECK



STERN VIEW



FRONT VIEW

26653L
 26654M
 26655N
BUREAU VERITAS Section. 26656A.....
VU avec observations
 Singapore, 17-Aug-2013
 (Electronic document)
 The plan approval office
 SPO113/0392

PROJECT:	FLEX-40(H215,216,223,225)		
TITLE:	GENERAL ARRANGEMENT		
PENGUIN SHIPYARD INTERNATIONAL PTE LTD 18 Tuas Basin Link, Singapore 638784 Tel: 68628322 Fax: 68622150 <small>This drawing and the information contained herein is supplied on the understanding that they are the exclusive property of Penguin Shipyard International Pte Ltd. They must not be used or reproduced in whole or in part, without permission in writing.</small>			
DRAWN: JH	DATE: 18.MAY.2013	SIZE: A1	
CHECKED: THH	DATE: 20.MAY.2013	SCALE: 1:75	
APPROVED: STACY	DATE: 20.MAY.2013	REVISION: A	
DRAWING No.:	PSI-H215-G-01	SHEET:	1 OF 1